

# Leap Motion As Expressive Gestural Interface

**Martin Ritter**  
University of British Columbia  
martin@martin-ritter.com

**Alyssa Aska**  
University of Calgary  
alyssa.aska@gmail.com

## ABSTRACT

Motion-capture is a popular tool used in musically expressive performance systems. Several motion-tracking systems have been used in laptop orchestras, alongside acoustic instruments, and for other musically related purposes such as score following. Some examples of such systems include camera tracking, Kinect for Xbox, and computer vision algorithms. However, these systems lack the ability to track at high resolutions and primarily track larger body motions. The Leap Motion, released in 2013, allows for high resolution tracking of very fine and specific finger and hand gestures, thus presenting an alternative option for composers, performers, and programmers seeking tracking of finer, more specialized movements. Current third party externals for the device are non-customizable; MRLeap is an external, programmed by one of the authors of this paper, that allows for diverse and customizable interfacing between the Leap Motion and Max/MSP, enabling a user of the software to select and apply data streams to any musical, visual, or other parameters. This customization, coupled with the specific type of motion-tracking capabilities of the Leap, make the object an ideal environment for designers of gestural controllers or performance systems.

## 1. INTRODUCTION

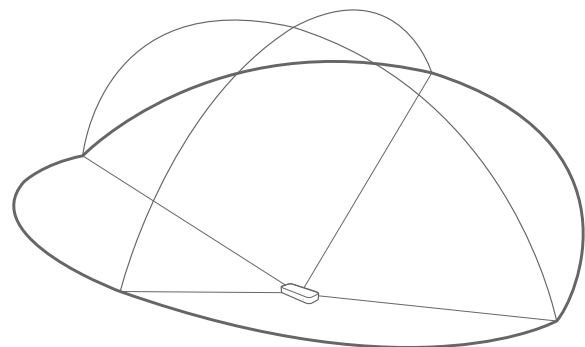
Motion-capture devices are frequently used as interfaces for musical expression; the emotive gestures that one makes to interact with motion-capture systems make them effective in this role [1, 2, 3, 4]. Laptop Orchestras have created and implemented musical interfaces for Xbox Kinect, Computer Vision, and many other motion-tracking devices. Prior to developing the discussed object for Leap Motion [5], the authors had experience both designing and creatively implementing a system intended for score following [6, 7, 8, 9]. This tracking used a Playstation Camera and blobtracking algorithms to determine the location of a player's hands in a determined space. Such tracking is limited to larger movements and in the type of data that can be obtained since smaller and subtler gestures cannot be adequately captured. A large gap in motion-capture devices released prior to the Leap Motion is in the ability to track fine motor gestures, like those a pianist would make during performance. The Leap, which is designed to function as a touchless mouse, provides a bridge in this technology gap and allows for

hands-free motion-capture performance with high resolution and fine motor tracking. MRLeap, an external for interfacing the Leap Motion USB peripheral device with Max/MSP [10], provides a simple and customizable option, enabling programmers, composers, and performers to design their own instruments and performance systems that make use of the Leap Motion controller. The portability of the Leap Motion, and the fact that as a commercial device it has a lot of technical support, make this device a desirable option for widespread gestural control implementations.

## 2. THE LEAP MOTION

### 2.1 Leap Motion Development Objectives

The Leap Motion was designed by Leap Motion, Inc. and released in 2013. Leap Motion is a USB peripheral designed to create an invisible air space surrounding a computer screen that can be interacted with; it is essentially a touchless mouse. However, it is not designed to replace a mouse and keyboard and is intended to function alongside devices currently in use by a computer. The developers of the Leap claim that the device "senses how you naturally move your hands." There are already several applications designed to work with the Leap Motion's in-house designed software, AirSpace [11]; a small selection of which do allow a user to interface with the Leap as a musical instrument. Clearly there is a demand for the use of the Leap as a musically expressive device. This potential displayed by the Leap Motion for such a purpose has led to the creation of the Max/MSP external discussed at length in this paper.



**Interaction Area**  
2 feet above the controller, by 2 feet wide on each side (150° angle), by 2 feet deep on each side (120° angle)

**Figure 1.** Leap Motion field of view

## 2.2 Leap Motion as Musical Interface

The MRLeap object, which allows the Leap to interface with Max/MSP, is designed for users to extract generated data for musical or otherwise creative purposes. The fine motor control that the Leap is capable of tracking allows for a type of gestural control not present in motion-tracking systems that target larger movements, such as the Xbox Kinect or computer-vision. Therefore, the external can lead to the creation of new interfaces for musical expression that are gesturally controlled, but quite different from large-movement dependent gestural controllers. Several data parameters are available (these are discussed in detail later in the paper) and the user is presented with a graphical display that provides information regarding which data streams are arising from which movements. The Leap tracks many different types of movements, so the diversity of data types is quite extensive. This diversity indicates that as a musically expressive device, the Leap is quite versatile and can be used artistically in several different ways, depending on the data output a given user is accessing.

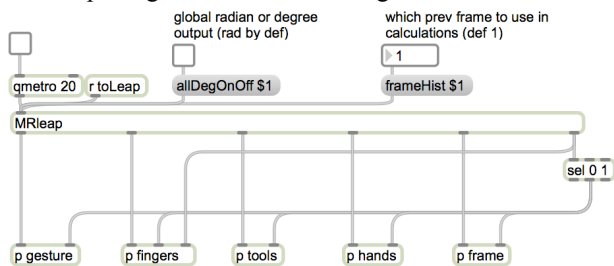


Figure 2. MRleap external in Max/MSP

## 2.3 Customizability

The Leap is an extremely new peripheral device; however, there are a number of third party externals already available[12]. The primary advantage this external, custom-made for interfacing with Max/MSP, has over these already-existing third party options is the ability to precisely enable or disable data acquisition. This is extremely useful to performers and composers as it allows them to choose which data streams to apply to audio, visual, or control parameters and avoid unwanted CPU usage by disabling unwanted functionality. Figure 3 shows a sample of the over 67 different customizable data options currently available. The choices are persistent and the object will retain them across sessions. The external is based on the LeapMotion SDK version 1.0.9, and aims to expose as many of the public functions as possible and is available for both OSX and Windows platforms.

## 3. MRLEAP DATA CAPTURE

Similar to the concept of a frame in video applications, the MRleap deals with the concept of analysis frames where subsequent and more detailed tracking information is embedded into the frame data structure. This top down architecture, as shown in Figure 4, allows for strong associative linking between tracked objects and their validity throughout their respective life cycles. Each element is

aware of its parent ID and thus the user can easily compare validity between frames.

▼ MRleap	
FrameHist	3
Degrees	<input type="checkbox"/>
FrameMain	<input type="checkbox"/>
FrameRot	<input type="checkbox"/>
FrameRotRaw	<input type="checkbox"/>
FrameRotProb	0.4
FrameScale	<input type="checkbox"/>
FrameScaleRaw	<input type="checkbox"/>
FrameScaleProb	0.4
FrameTrans	<input type="checkbox"/>
FrameTransRaw	<input type="checkbox"/>
FrameTransNorm	<input type="checkbox"/>
FrameTransProb	0.4
FrameRotMatrix	<input type="checkbox"/>

Figure 3. Example of data customization options

## 3.1 Frame Object

All tracking data is contained in a frame object, which includes basic frame information, motion data about the frame itself, hand data, and pointable data. Frame data includes the current frame ID, number of hands currently recognized in the frame, timing information, and fps. Motion data is calculated between the current frame and a specified earlier frame (default 1 frame in the past) and includes information about frame translation, rotation, and scale.

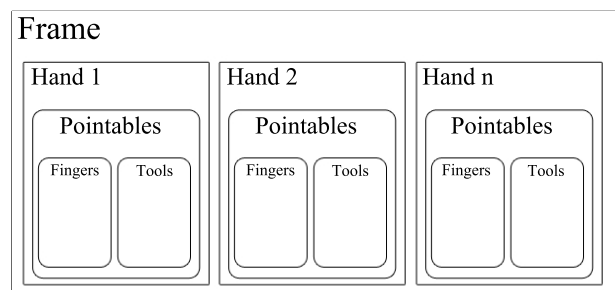


Figure 4. Frame architecture

## 3.2 Hand Object

The hand object is part of the frame object and contains information about palm position, palm velocity, palm rotation, scale, translation, hand sphere (a sphere fit to the curvature of the hand), as well as information about pitch, yaw, and roll. As in the frame object, the hand object provides information about the current hand ID, frame ID the hand is found in, time since a hand has been recognized (in ms), and how many pointables are attached to the hand object.

## 3.3 Pointable Objects

Pointable objects are attached to a hand object. Pointables are defined as either a finger or a tool object. If a valid hand is found, the external will check for pointables and

assign them as either a finger object or tool object. A tool is described as a pointable object that is longer, straighter, and thinner than a finger. The tracking data available for pointables are identical for finger and tool objects. Pointable direction, tip position, tip velocity, pointable dimensions (width, height), and touch zone are available. Like the hand and frame objects, pointables are also aware of themselves and their parent structures and provide their ID, hand ID, frame ID, and time they have been visible (in ms).

Tool objects might be useful to track the movements of a conductor, or the instrument bodies, such as clarinet or oboe players. To facilitate easier tracking and increase the chances of reliable following, a pencil or straw might have to be attached to the instrument to make it “thin” enough for tracking.

### 3.4 Gesture Data

Alternatively to getting raw data about the state of a current object, basic gestures are also reported by the external. The following gesture types are currently available:

- Circle: reports circle center, state (valid, starting, in progress, completed), turns, direction; as well as gesture ID, associated pointable ID, hand ID, and frame ID;
- Key tap and Screen tap: reports tap position and tap direction; same ID information as seen above;
- Swipe: report swipe position (state, start position, and current position) and swipe direction (speed, position); same ID information as seen above;

## 4. CREATIVE APPLICATIONS

### 4.1 Performance Capabilities

The Leap Motion is versatile and can be used as a gestural controller. The Leap not only tracks hands but any other objects that have reflective surfaces, allowing users of the objects quite a bit of freedom and customization when designing their own implementation of this device. The high-resolution tracking and relatively small area of tracking makes the Leap suitable for small and detailed performative gestures. The Leap cannot track at extreme distances from its origin; this attribute should be considered not as a limitation but as a performance tool and indication of which type of gestures and motions the Leap Motion tracks most effectively. Additionally, as many of the current motion-tracking technology available has a lower resolution and is designed to track a larger area (such as the Kinect), this makes the Leap a desirable alternative controller for anyone seeking to program an instrument that implements very fine, detailed performance motion. The Leap is also extremely portable and relatively inexpensive which makes the device desirable as a controller in performance and potentially obtainable by performance groups wishing to perform composers’ works.

### 4.2 Works Composed for MRLeap - Piano Suite

The first work to implement MRLeap for Leap Motion successfully in a live performance setting was *Hyperkinesis* by Alyssa Aska [13], premiered on February 28, 2014. The piece is written for piano and Leap Motion, and uses tracking of the hands only. The hardware was a success in rehearsal and performance and received favourable response from the performer. The use of the Leap in performance was intuitive for the performer. The only issues encountered occurred prior to performance, including Max/MSP program crashes. However, these crashes appeared to be due to CPU usage; this result highlights why the MRLeap’s ability to choose which data to track is such an important feature. Users with less powerful computers may otherwise be unable to interface with the Leap, as tracking all of the information draws considerable processing power. The work performed is part of a larger piano suite, containing five movements, each corresponding to one of the gestures of the Leap Motion. Aska's piano suite is designed to research gestural controller interactions with live instruments in performance, and test the viability of both the Leap motion and the MRLeap external. Successful performance reports to date indicate that the Leap works well when paired with piano in performance so long as computer usage is carefully considered. Additionally, performing with the Leap and a live musical instrument presents logistical issues of Leap placement onstage. For the sake of these works a custom stand is being constructed which allows the Leap to be placed below but near C4 on a keyboard. Future performances of these works for piano and Leap motion are already programmed throughout the year, with the second performance occurring April 23rd, 2014.

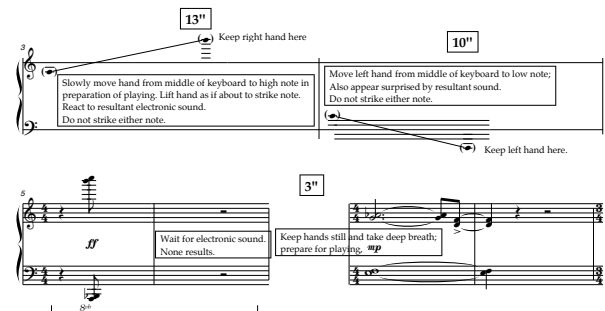


Figure 5. Score excerpt from *Hyperkinesis*, for piano and Leap Motion

### 4.3 Dramaturgy

So far live performance settings using the Leap have been limited to Leap and piano "duets"; this is due mostly to time constraints as the software was only completed and distributed in January 2014. However, as a gestural controller that involves motion, the dramaturgy and ensemble dynamic capabilities of the device must be considered. Visually, the Leap can be placed during performance in an area that allows it to be seen by the audience, or an area where it is hidden (thus making it appear as if the performer is only interacting with air). Placement is not difficult as the Leap is a USB device and therefore not

limited by distance, but whether the audience is able to see the device will have an impact on its role in performance. The *Piano Suite* uses the Leap Motion in a primarily hidden placement; this provides the audience with an element of surprise and a lack of association of movement with physical object. However, in a setting such as a Laptop Orchestra performance, it may be important that the Leap is visually apparent from the beginning so that emphasis is placed on the performers interaction with the electronic device. Additionally, as the interaction with the Leap is indeed a mediated interaction, any user of MRLeap that intends to design an interface for musical expression must be conscious of data mapping decisions and their musical effectiveness.

## 5. FUTURE DEVELOPMENTS

Future improvements on the MRleap external are planned in the areas of rigid hand modeling to keep track of “dead” pointables. This would allow estimating the current pointable position even if the tracking algorithms have lost the object. Customizable gestures as well as user-defined gestures are being explored for future updates as well. Additionally, the authors hope that a future update to the SDK will allow for chaining multiple Leap Motion controllers. This idea arose due to the tracking field of the Leap Motion; in order to track the entire length of a piano multiple Leap Motion devices would be required. Future compositional and creative uses planned include a work for Accordion and Leap Motion to be premiered in Italy in July 2014.

## 6. CONCLUSIONS

The Leap Motion is an extremely new, very effective expressive device aimed at capturing small and detailed performance motions. MRLeap, designed by Martin Ritter in 2014, provides a solution to facilitating instrument design and interface with the Leap Motion by users wishing maximum customization and control. The external allows users to access all of the parameters tracked by the Leap Motion, and isolate specified parameters for performance and/or instrument design. The device has proven successful in concert performances to date, and due to the customizability, MRLeap has the potential for being a widespread tool that any person seeking to design an interface for musical expression may benefit from.

## 7. REFERENCES

- [1] D. Rodriguez, and I. Rodriguez, “VIFE\_alpha v.01 – Real-time Visual Sound Installation performed by Glove-Gesture,” *New Interfaces for Musical Expression*, Vancouver, B.C., May 26-28, 2005.
- [2] R. Morales-Manzanares, E.F. Morales, R. Dannenberg, and J. Berger, “SICIB: An Interactive Music Composition System Using Body Movements,” *Computer Music Journal*, Vol. 25, No. 2 (2001), pp. 25-36.
- [3] C. Kiefer, N. Collins, and G. Fitzpatrick, “Phalanger: Controlling Music Software With Hand Movement Using A Computer Vision and Machine Learning Approach,” *New Interfaces for Musical Expression*, Pittsburgh, PA, 2009.
- [4] F. Bevilacqua, B. Zamborlin, A. Sypniewski, N. Schnell, F. Guédy, and N. Rasamimanana, “Continuous realtime gesture following and recognition”, accepted in *Lecture Notes in Computer Science (LNCS), Gesture in Embodied Communication and Human- Computer Interaction*, Springer Verlag, 2009.
- [5] Leap Motion Controller Website.  
< <https://www.leapmotion.com> > April 15, 2014.
- [6] M. Ritter, K. Hamel, and B. Pritchard, “Integrated Multimodal Score-Following Environment,” *Proceedings of International Computer Music Conference*, Perth, Australia. 2013.
- [7] D. Litke and K. Hamel, “A Score-based Interface for Interactive Computer Music,” *Proceedings of the International Computer Music Conference*, Copenhagen, Denmark, August 2007.
- [8] A. Cont, “On the creative use of score following and its impact on research,” *Sound and music computing*, Padova, Italy, 2011.
- [9] N. Orio, S. Lemouton, D. Schwarz and N. Schnell, “Score-following: State of the Art and New Developments,” *Proceedings of New Interfaces for Musical Expression*, Montreal, Canada, 2003.
- [10] D. Zicarelli, Max/MSP Software, Cycling ’74, San Francisco, 1997.
- [11] Airspace Leap Motion Website.  
< <https://airspace.leapmotion.com> > April 15, 2014.
- [12] M. Akamatsu, “aka.leapmotion”,  
<<http://akamatsu.org/aka/max/objects/>> April 15, 2014.
- [13] A. Aska, < <http://www.alyssaaska.com> > April 15, 2014.